

Rosary Necklace

Materials List

One pair - Rosary pliers
 5 feet - 20-gauge sterling silver Full Hard Wire
 One - 18" sterling silver Figaro chain
 One package of 50 - 4mm sterling silver jumpings
 One - Sterling silver crucifix
 One - Sterling silver centerpiece
 2 strands - 8mm bloodstone beads
 1 strand - 12mm red jasper beads

Try substituting your favorite gemstone or colored crystal beads (see chart below).

Almost any bead will work for a rosary. You may want birthstones, favorite colors, antique beads or any beads which have a special significance for you. The finished rosary will have five sections of 10 beads, each separated by a spacer bead of a different size, shape or texture. The tri-loop center medallion will connect the five sections of 10 with the hanging crucifix "single" (please see illustration on back).

Step 1:

Use round nose pliers to make a closed loop on one side of a section of wire. String on your bead, make another closed loop on the opposite side of your bead (see figure 1).

Link your beads together in the following pattern:

- 10 main beads, 1/2" section of chain, 1 spacer bead, 1/2" section of chain,
- 10 main beads, 1/2" section of chain, 1 spacer bead, 1/2" section of chain,
- 10 main beads, 1/2" section of chain, 1 spacer bead, 1/2" section of chain,
- 10 main beads, 1/2" section of chain, 1 spacer bead, 1/2" section of chain,
- 10 main beads.

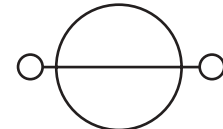


figure 1

In the rosary pictured, we've linked 10 of our 8mm bloodstone beads, added our chain, linked a 10mm red jasper bead and added another section of chain (see figure 2).

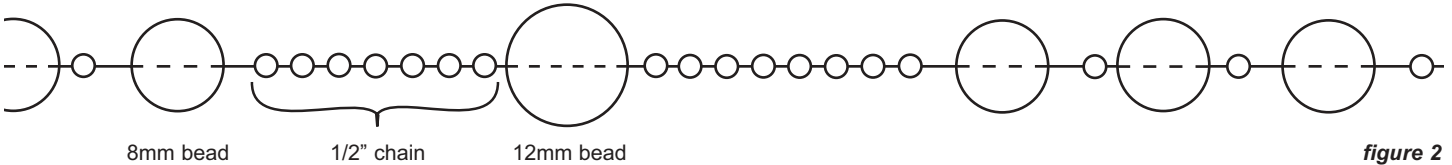


figure 2

Step 2:

Connect the completed sections together. Using approximately 3/4" of chain and a 4mm jumping on either end, connect the linked beads to the rosary centerpiece.

Step 3:

Create the crucifix single in the following pattern:

- 1 jumping, 1/2" section of chain, 1 spacer bead, 1/2" section of chain, 3 main beads,
 - 1/2" section of chain, 1 spacer bead, 1/2" section of chain, one jumping (see figure 3).
- Add the crucifix and you're done!

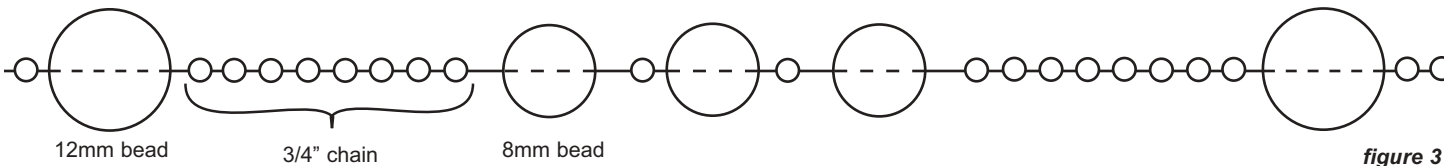


figure 3

Month	Biblical Connection	Faceted Stone	Gemstone Bead	Crystal Color	Also Symbolizes
January (Capricorn)	Baptism	Garnet	Garnet	Garnet	Constancy
February (Aquarius)	Michael the Archangel	Amethyst	Amethyst	Amethyst or purple	Sincerity
March (Pisces)	The Fish and the Loaves	Aquamarine	Bloodstone	Aqua or turquoise blue	Courage
April (Aries)	The Lamb of God	Diamond	Mother-of-pearl	Crystal or clear	Innocence
May (Taurus)	Day of Judgement	Emerald	Green onyx	Emerald or grass green	Love and success
June (Gemini)	Works and Grace	Alexandrite or pearl	Moonstone	Light amethyst	Health and longevity
July (Cancer)	Jesus, the Messiah	Ruby	Jasper	Siam or red	Contentment
August (Leo)	The Tribe of Levi	Peridot	Carnelian	Peridot	Friendship
September (Virgo)	The Virgin Mary	Sapphire	Lapis lazuli	Cobalt blue	Clear thinking
October (Libra)	The Fall of Man	Opal or tourmaline	Opal	Rose	Hope
November (Scorpio)	The Second Coming	Topaz	Citrine	Topaz or gold	Fidelity
December (Sagittarius)	Old Testament Prophets	Blue zircon	Turquoise	Light sapphire or medium blue	Prosperity

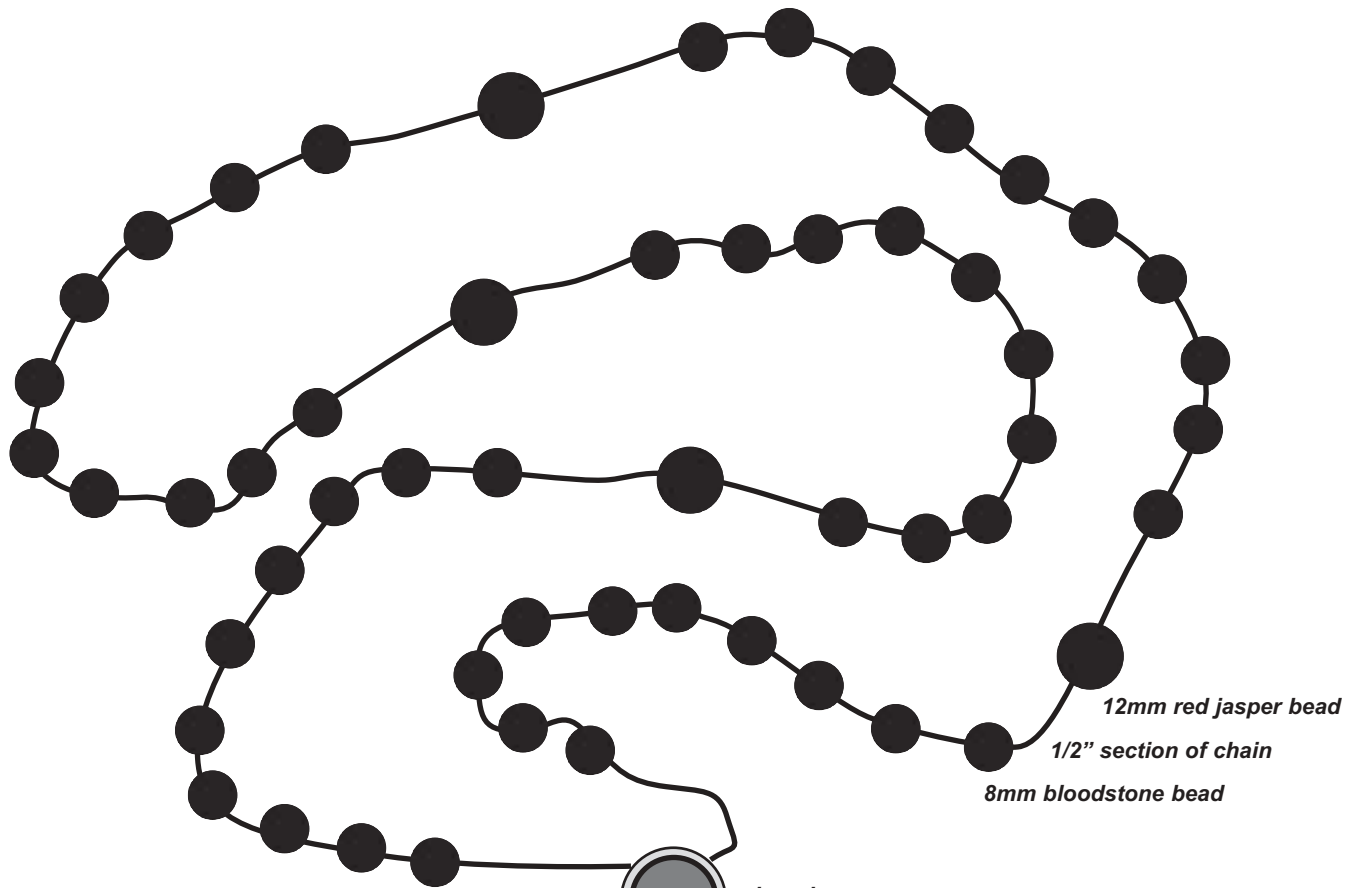


Fire Mountain Gems and Beads

1 Fire Mountain Way, Grants Pass, OR 97526

Call Toll Free (800) 355-2137

www.firemountaingems.com



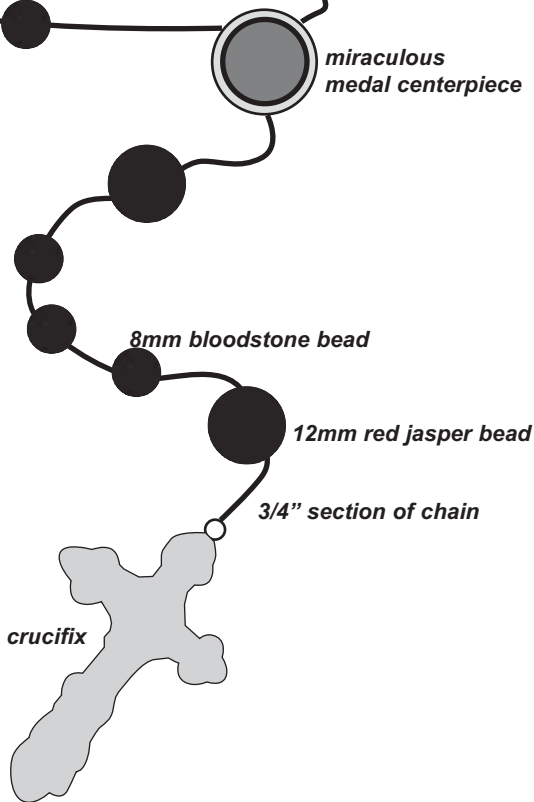
Rosary Centerpieces

Fire Mountain carries a variety of rosary centerpieces, including Sacred Heart and miraculous medals. These are sterling silver, fine quality centerpieces.

Crucifixes and Crosses

Fire Mountain carries a wide range of sterling silver crucifixes. We also offer a varied selection of gemstone, precious metal, plated metal and cast pewter crosses.

Please see our comprehensive Jewelry Maker's Catalog for current styles and prices of centerpieces, crucifixes and crosses.



Fire Mountain Gems and Beads
 1 Fire Mountain Way, Grants Pass, OR 97526
 Call Toll Free (800) 355-2137
www.firemountaingems.com